



### **First quarter newsletter 2017**

*Dear Friends,*

*Thank you all so much for your support thus far. DAPU has gotten off to an excellent and most productive start in 2017!*

#### **Changes**

*We have further bolstered the troops with by the inclusion of Peter Solomon. Peter has just finished high school and is beginning his 4-year apprenticeship to be a professional hunter (or guide). Much of his first year will be spent on patrol and attending to PAC – just like the junior rangers from yesteryear! We are excited to have another dynamic young guy checking up on and helping out the scouts.*

#### **Peter Stewart fine art.**

*We'll know artist Peter Stewart has created a "DAPU collection" and Peter has undertaken (very graciously) to donate 40% of the proceeds of any of the works in the collection to DAPU.*

*<http://cmsafaris.com/dapu/DAPU-COLLECTION-2017.pdf>*

#### **The rains**

*As I am sure most of you are aware the 2017 rainy season has been incredible! This has brought about some challenges such as mobility and keeping dry BUT one of the biggest bonuses has been a drastic decline in poaching activity – it seems everyone is hard at work tending their fields.*

#### **Snaring & general poaching.**

*January, February, March and April of 2017 has been much, much quieter than the same period of 2015 and 2016. In terms of snares picked up and meat poachers arrested the yield is drastically reduced. Whilst we would love to give all the credit to DAPU, the reality is that huge rains have made poaching more challenging and there is a bumper harvest to look forward too! Good news all around!*

**Summary of successes first quarter 2017.**

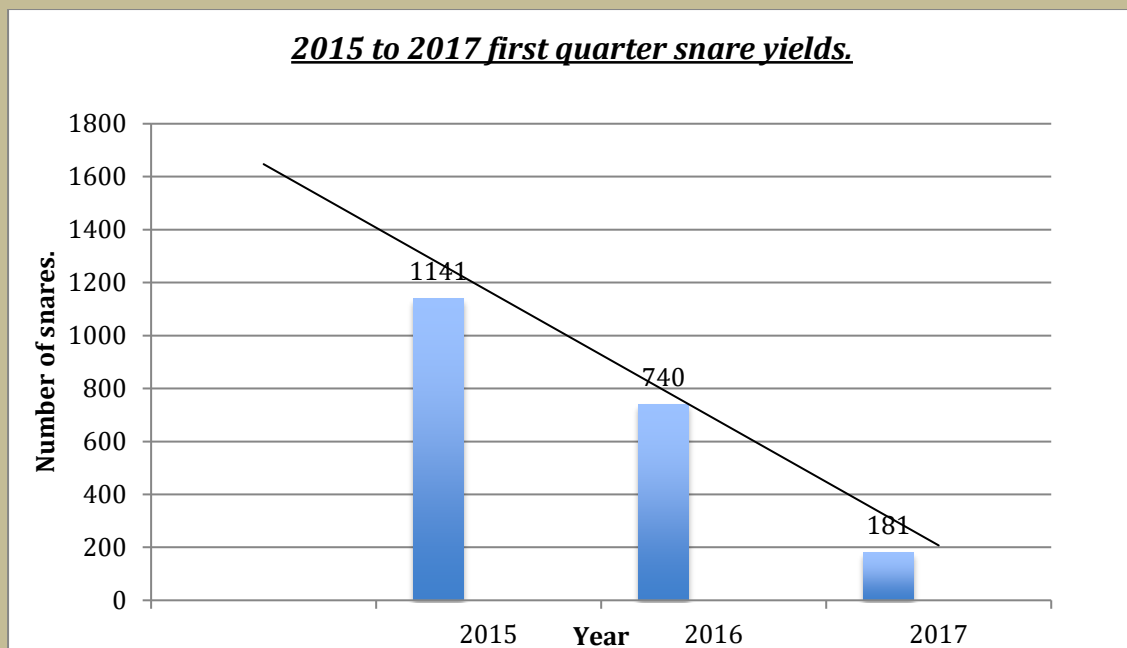
| Month    | No. of snares | Dogs shot | Meat Poachers convicted | Elephant poachers | Weapons retrieved | Rewards paid        |
|----------|---------------|-----------|-------------------------|-------------------|-------------------|---------------------|
| January  | 71            | 0         | 3                       | 0                 | 2                 | US\$784             |
| February | 0             | 0         | 1                       | 0                 | 0                 | US\$150             |
| March    | 7             | 0         | 0                       | 0                 | 0                 | US\$19              |
| April    | 103           | 0         | 0                       | 0                 | 0                 | US\$133             |
|          | <b>181</b>    | <b>0</b>  | <b>4</b>                | <b>0</b>          | <b>2</b>          | <b>US\$1,086.00</b> |

**Summary of successes first quarter 2016.**

| Month    | No. of snares | Dogs shot | Meat Poachers convicted | Elephant poachers | Weapons retrieved | Rewards paid     |
|----------|---------------|-----------|-------------------------|-------------------|-------------------|------------------|
| January  | 300           | 0         | 3                       | 0                 | 0                 | US\$821          |
| February | 208           | 0         | 0                       | 2                 | 0                 | US\$978          |
| March    | 95            | 0         | 0                       |                   | 0                 | US\$97           |
| April    | 137           | 0         | 1                       | 0                 | 2                 | US\$321          |
|          | <b>740</b>    | <b>0</b>  | <b>4</b>                | <b>2</b>          | <b>2</b>          | <b>US\$2,217</b> |

**Summary of successes first quarter 2015.**

| Column1  | No. of snares | Dogs shot | Meat Poachers convicted | Elephant poachers | Weapons retrieved | Rewards paid     |
|----------|---------------|-----------|-------------------------|-------------------|-------------------|------------------|
| January  | 309           | 0         | 5                       | 0                 | 0                 | US\$1,518        |
| February | 454           | 0         | 0                       | 0                 | 0                 | US\$908          |
| March    | 168           | 1         | 1                       | 0                 | 0                 | US\$336          |
| April    | 210           | 1         | 1                       | 0                 | 0                 | US\$420          |
|          | <b>1141</b>   | <b>2</b>  | <b>7</b>                | <b>0</b>          | <b>0</b>          | <b>US\$3,182</b> |



### **Elephant poaching.**

*To our knowledge there has been NO elephant poaching. However Peter whilst out on road fixing duties heard 13 shots in the “five ways” area. A combined DAPU and National Parks call sing was deployed there for 7 days and were unable to locate a carcass – and neither did they hear any more shots. Flying for Wildlife also kindly did 3 hours of flying in the area – and also came home empty handed. Almost certainly we will find a carcass or two when things dry out and visibility improves.*

### **Problem Animal Control.**

*Duties for DAPU scouts also include attending to Problem Animal reports (PAC). During the wet season (January – end of April) we base all the scouts in their home wards on full time PAC duties. The logic being that they will work harder minding their own crops than those of other folk.*

*Bongi, Munro and Alfa have had almost no sleep now for three months as they spend all night every night alongside their scouts chasing animals out of fields.*

*Whilst the general poaching level has been low, the PAC tempo has been VERY high indeed. Bumper harvests have meant major human and wildlife conflict. We have not yet devised a way of recording the PAC problems.*



**\*\*\* Two lionesses and one of 14 cattle killed in 15 days\*\*\***

*a. Elephant – Two young elephant bulls have been shot – one at Pedza villages and the second in Ward 11 (Masoka). Both bulls were undeterred by repeated attempts to convince them to move on and became thoroughly dangerous and addicted to corn and watermelons. Luckily the other culprits in those areas took heed.*

*b. Lions - Two lionesses shot in the East after killing 14 cattle, one pig and two goats in a 15-day time span. There were seven lions in the pride and unfortunately the remaining five are continuing to kill livestock.*

*c. Buffalo – Major problems with big herds of buff in ward 1 and Pedza villages, and ward 11 helping with the harvest. None have been shot.*

d. Crocs – One young girl killed and eaten at Mushumbi Pools – one big croc was shot.

e. Hippos - one hippo shot in the East – he totally destroyed a corn and then the house of the owner- with the owner in it. One lady and one child were hospitalized after his rampage. A second hippo shot in the fields in Kanyemba.

e. Snake bites – Nothing to report yet.

Thanks to SCI and our valued clients, the scouts all have good quality waterproof tents, new uniforms and almost all the kit that they need to do their jobs safely and comfortably. The only urgent outstanding piece of “kit” is boots – and those we are hopeful will be coming from the USA soon.

### **Netting on the Zambezi.**

DAPU will continue to contribute to efforts to eliminate all illegal fishing in a 50km stretch of the Zambezi River. To date in 2017 Parks have impounded 5 x banana boats, 4 x makoros and burnt 3.8km of netting. We estimate that 85% of all illegal netting has been stopped.



**Goals for Second quarter 2017.**

1. Continue with anti-poaching patrols.
2. Early burning will start in May as soon as it is dry enough.
3. Repair firearms where possible or replace
4. New boots (on the way).
5. New uniforms – paid for not delivered.
6. If possible trade in one of the older DAPU vehicles for a newer one.

*Buzz and Myles*

## **DAPU Income and Expenses 2017**

### **First quarter.**

#### **Income**

|                                  |                             |
|----------------------------------|-----------------------------|
| Burton Foundation                | US\$2,000.00                |
| Community Foundation of Oklahoma | US\$2,000.00                |
| Morning Charitable Trust         | US\$500.00                  |
| Clients and Individual donations | US\$8,600.00                |
|                                  | <b><u>US\$13,100.00</u></b> |

#### **Charlton McCallum Safaris**

US\$8,498.00

#### **Total Income**

**US\$21,598.00**

#### **Expenses**

##### **# 1 Wages, rewards and rations.**

|          | <b><u>Game</u></b>   | <b><u>Management</u></b>      |                       |                       |                     |
|----------|----------------------|-------------------------------|-----------------------|-----------------------|---------------------|
|          | <b><u>Scouts</u></b> | <b><u>Bongi</u></b>           | <b><u>Rations</u></b> | <b><u>Rewards</u></b> | <b><u>Total</u></b> |
|          |                      | <b><u>Muno &amp; Alfa</u></b> |                       |                       |                     |
| January  | US\$1,100            | US\$1,605                     | US\$770               | US\$784               | US\$4,259           |
| February | US\$1,100            | US\$1,605                     | US\$770               | US\$150               | US\$3,625           |
| March    | US\$1,100            | US\$1,605                     | US\$770               | US\$19                | US\$3,494           |
| April    | US\$1,100            | US\$1,605                     | US\$770               | US\$133               | US\$3,608           |
|          | US\$4,400            | US\$6,420                     | US\$3,080             | US\$1,086             | <b>US\$14,986</b>   |

##### **# 2 2016 DAPU equipment expenses**

**US\$0.00**

##### **# 3 Vehicles (2).**

|                                |                  |
|--------------------------------|------------------|
| AAX 9832 = 6118km x \$0.5 x km | US\$3,059        |
| ABX 7074 = 7106km x \$0.5 x km | US\$3,553        |
|                                | <b>US\$6,612</b> |

#### **Total expenses**

**US\$21,598**

#### **Total Income**

**US\$21,598**


#### **Shortfall**

**US\$0**

# DAPU End of year Newsletter 2017

Charlton McCallum Safaris

10 January 2018



**DAPU**  
DANDE ANTI POACHING UNIT

Dear Friends,

Thank you all so much for your unwavering support. DAPU has continued to build and evolve consistently throughout 2017. Total recorded snare yields, elephant poaching and illegal netting for the year 2017 are the lowest since the inception of DAPU. To be precise, since 2014 snaring has been reduced by 70% and poached elephants by 66%. We have recorded poached elephants since 2010 and whilst our 2010 numbers are not 100 % accurate .... Elephant poaching has been reduced by 92% or a high of 40 lost in 2010 and a total of 3 lost in 2017.

We are now in the wet season, and rainfall has been low and late so unfortunately, unless we get good late rains, 2018 could be a very busy year for DAPU as local villagers could be very hungry indeed.

We have continued to meticulously document all of our support, deployments, wins and losses and here we share a summary with everyone who so graciously and generously supported all of our efforts both financially and in kind. As we grow from strength to strength we look forward to your continued support.

With Regards,

Myles E. McCallum  
James D. Charlton  
Charles Nondo

Harare, Zimbabwe  
30<sup>th</sup> September 2017

## CONTENTS

### Welcome

|    |                              |    |
|----|------------------------------|----|
| 1  | Changes                      | 4  |
| 2  | Peter Stewart fine art       | 4  |
| 3  | The dry season               | 4  |
| 4  | Snaring and general poaching | 5  |
| 5  | Elephant poaching            | 7  |
| 6  | Problem animal control       | 9  |
|    | 6.1.1 Elephants              |    |
|    | 6.1.2 Lion                   |    |
|    | 6.1.3 Buffalo                |    |
|    | 6.1.4 Crocodile              |    |
|    | 6.1.5 Hippo                  |    |
|    | 6.1.6 Snakebites             |    |
| 7  | Netting on the Zambezi       | 10 |
| 8  | Goals for third period 2017  | 12 |
| 9  | Conservation Force           | 15 |
| 10 | Income and Expenses YTD      | 16 |

## 1. Changes

As mentioned in previous reports, we have added Peter Solomon and Owen Zwiwanza to the management side of DAPU. Both go on patrols quite regularly in order to keep everyone honest.

CMS did a fair number of hunts in the Charara Safari Area in 2017 and we hope that we will continue with this into the future. Charara is a truly beautiful area with great promise and we have committed to a long-term plan for the area.

We had the one disciplinary issue in second period, and none other of any significance. Buzz and I feel that it is overdue for a one week re training exercise for all DAPU scouts and supervisors and we hope to have this done by April.

## 2. Peter Stewart fine art

We know artist Peter Stewart has created the “DAPU collection” <http://www.cmsafaris.com/dapu/DAPU-COLLECTION-2017.pdf>. Peter has undertaken (very graciously) to donate 40% of the proceeds of any of the works in the collection to DAPU. In addition to that, two outstanding oils of Peters were auctioned in 2017 generating \$4,000 for DAPU. So a HUGE thank you to Peter and our two highest bidders!



\*\*\* Auction # 1 \*\*\*



\*\*\* Auction # 2 \*\*\*

visit us at [www.dapuzim.com](http://www.dapuzim.com)

### 3. The dry season Fires, Water, and Poaching

As I am sure most of you are aware the 2017 rainy season was very kind indeed – in fact one of the best on record. So much so that had to get an extension to allow early burning a month late than normal. So luckily we had lots of water all year in Dande North. The East almost made it all year but not quite. DAPU patrols successfully patrolled the big water sources as often as possible to keep on top of the snaring.

One of our goals in 2017 was to improve on fire management as a whole. Starting a bushfire in Zimbabwe is an offence and in 2017 we began treating it as such. Several arrests were made and lots of fines and warnings issued.

I have no doubt what so ever that that Dande, hectares lost to fires in 2017 is the lowest in more than 10 years.

#### 1. Snaring & general poaching

September to end of December of 2017 has been much, much quieter than the same period of 2015 and 2016. In terms of snares picked up and meat poachers arrested the yield is drastically reduced.

2017 first second, and third period baseline comparisons.

| <u>Month.</u>    | <u>No. of snares</u> | <u>Dogs shot</u> | <u>Meat Poachers convicted</u> | <u>Elephant poachers</u> | <u>Weapons retrieved</u> | <u>Rewards paid</u> |
|------------------|----------------------|------------------|--------------------------------|--------------------------|--------------------------|---------------------|
| January          | 71                   | 0                | 3                              | 0                        | 2                        | US\$784             |
| February         | 0                    | 0                | 1                              | 0                        | 0                        | US\$150             |
| March            | 7                    | 0                | 0                              | 0                        | 0                        | US\$19              |
| April            | 103                  | 0                | 0                              | 0                        | 0                        | US\$133             |
|                  | <b>181</b>           | <b>0</b>         | <b>4</b>                       | <b>0</b>                 | <b>2</b>                 | <b>US\$1,086.00</b> |
| May              | 9                    | 0                | 0                              | 0                        | 0                        | US\$9               |
| June             | 89                   | 0                | 2                              | 0                        | 0                        | US\$118             |
| July             | 19                   | 1                | 2                              | 0                        | 0                        | US\$439             |
| August           | 30                   | 0                | 0                              | 0                        | 1                        | US\$48              |
|                  | <b>147</b>           | <b>1</b>         | <b>4</b>                       | <b>0</b>                 | <b>1</b>                 | <b>US\$614</b>      |
| September        | 139                  | 0                | 0                              | 2                        | 1                        | US\$1,327           |
| October          | 36                   | 0                | 0                              | 0                        | 2                        | US\$68              |
| November         | 99                   | 0                | 0                              | 0                        | 1                        | US\$1,574           |
| December         | 99                   | 0                | 0                              | 3                        | 0                        | US\$0               |
|                  | <b>373</b>           | <b>0</b>         | <b>0</b>                       | <b>5</b>                 | <b>4</b>                 | <b>US\$2,969</b>    |
| <b>Total YTD</b> | <b>701</b>           | <b>1</b>         | <b>8</b>                       | <b>5</b>                 | <b>7</b>                 | <b>US\$4,669</b>    |

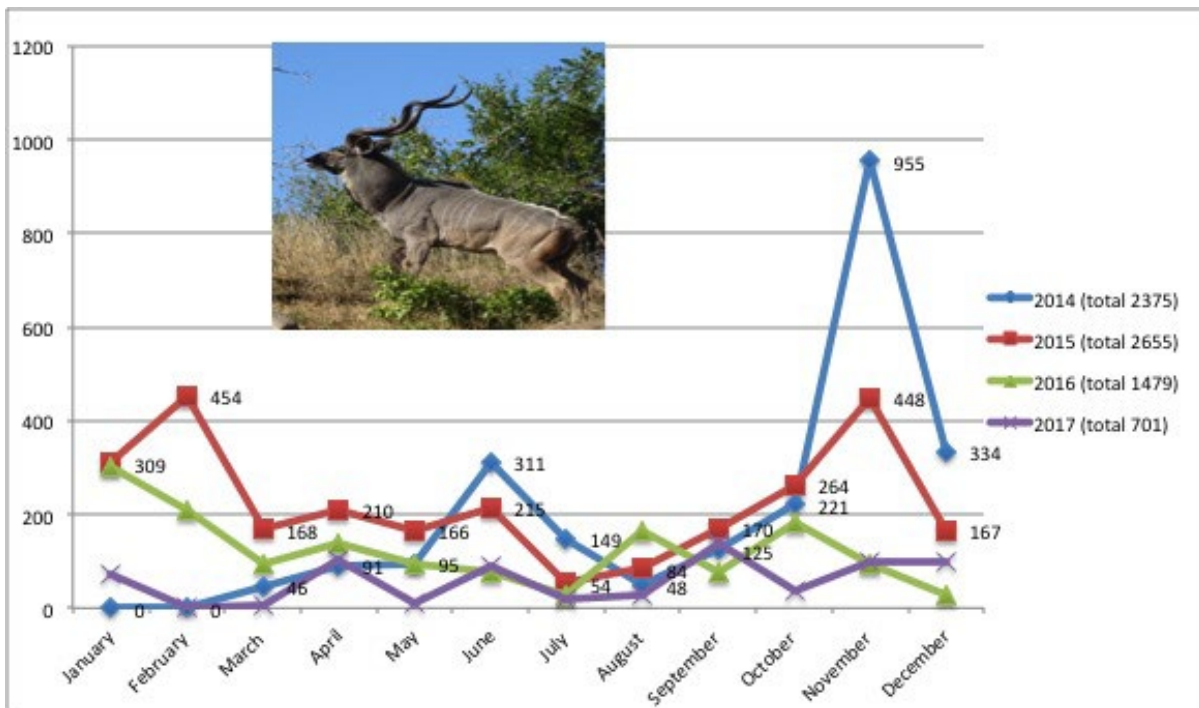
2016 first, second and third period baseline comparisons

| <u>Month</u> | <u>No. of snares</u> | <u>Dogs shot</u> | <u>Meat Poachers convicted</u> | <u>Elephant poachers</u> | <u>Weapons retrieved</u> | <u>Rewards paid</u> |
|--------------|----------------------|------------------|--------------------------------|--------------------------|--------------------------|---------------------|
| January      | 300                  | 0                | 3                              | 0                        | 0                        | US\$821             |
| February     | 208                  | 0                | 0                              | 2                        | 0                        | US\$978             |
| March        | 95                   | 0                | 0                              |                          | 0                        | US\$97              |
| April        | 137                  | 0                | 1                              | 0                        | 2                        | US\$321             |
|              | <b>740</b>           | <b>0</b>         | <b>4</b>                       | <b>2</b>                 | <b>2</b>                 | <b>US\$2,217</b>    |
| May          | 94                   | 0                | 5                              | 0                        | 4                        | US\$1,310           |
| June         | 75                   | 0                | 0                              | 0                        | 0                        | US\$83              |
| July         | 27                   | 0                | 0                              | 0                        | 2                        | US\$67              |
| August       | 164                  | 1                | 0                              | 0                        | 0                        | US\$254             |
|              | <b>360</b>           | <b>1</b>         | <b>5</b>                       | <b>0</b>                 | <b>6</b>                 | <b>US\$1,714</b>    |
| September    | 78                   | 0                | 0                              | 0                        | 1                        | US\$97              |

|                  |             |          |           |          |           |                  |
|------------------|-------------|----------|-----------|----------|-----------|------------------|
| October          | 181         | 0        | 1         | 0        | 1         | US\$447          |
| November         | 92          | 0        | 2         | 0        | 0         | US\$442          |
| December         | 28          | 0        | 0         | 0        | 0         | US\$532          |
|                  | <b>379</b>  | <b>0</b> | <b>3</b>  | <b>0</b> | <b>2</b>  | <b>US\$1,518</b> |
| <b>Total YTD</b> | <b>1479</b> | <b>1</b> | <b>12</b> | <b>2</b> | <b>10</b> | <b>US\$5,449</b> |

One of the most pleasing things about these trends is that we are getting on top of the “spikes” in poaching. DAPU has somehow managed to up the work rate in the danger times to counter increased poaching.

2015, 2016 and 2017  
Full year snare yields compared



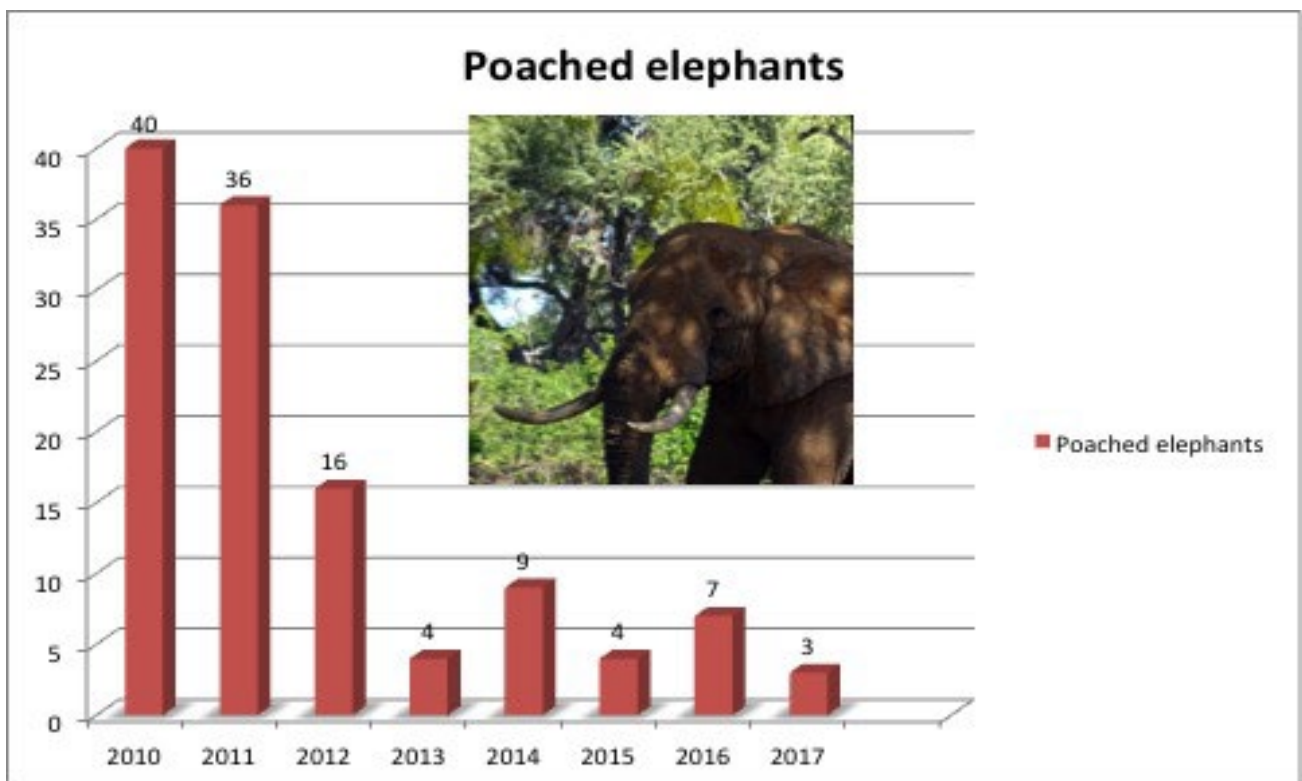
2. Elephant poaching

There were NO elephants poached in the third period of 2017, so with the two in in the Iriira area (ward 2) and one in Chapoto (ward 1) we lost a total of three elephants in 2017. This is a figure that we can be extremely proud of. Obviously zero losses would be the best result, but considering Dande has 130km’s of border

with Mozambique and a further 12km's with Zambia... probably we should be very happy indeed.

It must be mentioned that five elephant poachers were arrested and convicted in 2017, and one AK47 taken out of circulation.

Traditionally as the hunting season slows down, and the presence of hunters also decreases – elephant poaching increases. The most dangerous months for our elephants are January – April, so we will need to be extra vigilant over the next few months until our hunters come back and help us out!





## 7. Problem Animal Control

Duties for DAPU scouts also include attending to Problem Animal reports (PAC). Obviously all the crops are now harvested so the cases of genuine PAC are few and far between.

### 7.1.1 Elephant

None shot in 2017 BUT there have been and will always be sporadic raids by (mostly) young bulls into riverside vegetable gardens and fields. We treat every report as serious and the DAPU teams really react as strongly as they can early on. This normally saves us shooting. Our DAPU crews go onto full time elephant PAC rosters from February through to the end of April.

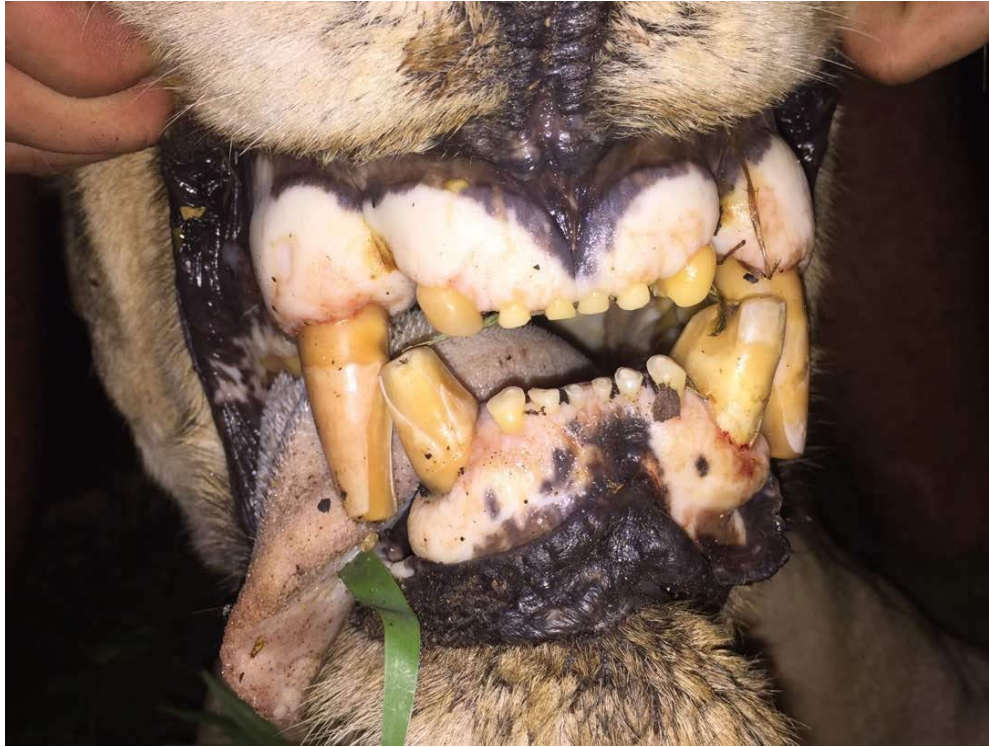
### 7.1.2 Lion

One old lioness killed and ate an old man from Kanyemba. He was on his way to the Zambezi to go fishing for his family. The very

unfortunate scene was attended to by DAPU and she was shot close to where she killed. Sporadic killing of livestock persists especially in ward 4 (8 cattle killed in November / December - but no lions shot in that area.



\*\*\* Skin and bones\*\*\*



\*\*\* This picture clearly shows the tooth wear –she is an old cat\*\*\*

### 7.1.3 Buffalo

Only the one blind old buffalo cow in Pedza villages was destroyed. Buffalo spend allot of time in the villagers gardens at night – normally the villages chase them or fence of gardens as required. In the rainy season they love to eat corn and cotton, which is grown in bigger fields, so that is more problematic as they cannot be fenced.

### 7.1.4 Crocodile

No one killed or injured that we know of.

### 7.1.5 Hippo

Hippos continue to generally make a nuisance of themselves along the Mwantanda River in ward 1 and in ward 16 (where the Manyame comes into the Zambezi Valley).

### 7.1.6 Snake bites

Nothing to report.

## 8. Netting on the Zambezi

DAPU will continue to contribute 200 liters of petrol per month towards efforts to eliminate all illegal fishing in a 50km stretch of the Zambezi River. To date in 2017 Parks have achieved the following:

|          |                 |
|----------|-----------------|
| 8        | x banana boats  |
| 10       | x makoros       |
| 14,34 km | x Nets (burnt). |
| 6        | x basket traps  |
| 33       | x arrests       |
| 19       | x escaped!      |

Only when we added up the season's haul of nets, boats and poachers are did we realize:

1. The scale of the problem.
2. How much work the National Parks crews have done.

We estimate that 85% of all illegal Netting has been stopped. Fisherman reported much improved catches as a whole, with lots of small tiger and bream caught – this can only bode well for the future.

Obviously lots of illegal fisherman also lay snares and much worse, so this effort is well worth supporting. Please see attached a separate report from National Parks.



\*\*\*Burning nets.\*\*\*



\*\*\*Measuring nets - note the fine gauge \*\*\*



\*\*\*Fish traps - Zambezi River 2017\*\*\*

(Funnily enough large gauge holes & eco friendly - just placed in wrong country!)

## Goals for Second period 2017

|   |                                                                      |                                                                                            |
|---|----------------------------------------------------------------------|--------------------------------------------------------------------------------------------|
| 1 | Continue with anti-poaching patrols                                  | Patrols have done well - we have had the quietest quarter in our history.                  |
| 2 | Early burning will start in May as soon as it is dry enough.         | Complete - our most intensive effort in 8 years.                                           |
| 3 | Repair firearms where possible or replace                            | Delivered!!!                                                                               |
| 4 | New boots (on the way).                                              | Stuck in Durban.                                                                           |
| 5 | New uniforms - paid for not delivered.                               | Delivered.                                                                                 |
| 6 | If possible trade in one of the older DAPU vehicles for a newer one. | DSC-F has funded DAPU to the tune of 24,000 dollars towards upgrading, which we are in the |

|  |  |                   |
|--|--|-------------------|
|  |  | process of doing. |
|--|--|-------------------|

### Goals for third quarter 2017

|   |                                                     |                                                      |
|---|-----------------------------------------------------|------------------------------------------------------|
| 1 | Continue with anti-poaching patrols                 | <i>Done!!!</i>                                       |
| 3 | Upgraded vehicles delivered by end November.        | <i>1 x Toyota hilux purchased awaiting delivery.</i> |
| 4 | Boots stuck in Durban to be delivered.              | <i>Still stuck...</i>                                |
| 5 | Install New solar pump in East by end of September. | <i>Done and pumping!!!</i>                           |



Aimguard shotguns x 6 per kind favor of a young Harare based hunter



## Conservation Force

visit us at [www.dapuzim.com](http://www.dapuzim.com)

We continue to work hand in hand with John and Chrissie Jackson of Conservation Force. John and Chrissie are proud hunters and legends in the fight for our way of life and the wild places that we all love.

Conservation Force is a registered non – profit 501(c)(3) public foundation.

How to make a Tax Deductible donation.

Please make a check out to:  
Conservation Force

Mail to:  
C/O John J. Jackson,III  
3240 S. 1-10 SERVICE ROAD W.  
SUITE 200, METAIRIE,  
LOUISIANA 70001  
USA

Check Ref:  
DAPU

Conservation Force Contact:  
JOHN J. JACKSON,III  
TEL :(504) 837 - 1233  
FAX :(504) 837 – 1145  
Email: Jjw-no@att.net  
Website: [www.conservationforce.org](http://www.conservationforce.org)

## DAPU Income and Expenses 2017

### Income

|                                  |                  |
|----------------------------------|------------------|
| Burton Foundation                | 2,000.00         |
| Community Foundation (OK)        | 2,000.00         |
| Morning Charitable Trust         | 500.00           |
| Dallas Safari Club               | 24,000.00        |
| Clients and Individual donations | 27,706.49        |
| <b>Subtotal (US\$)</b>           | <b>56,206.49</b> |
| <br>                             |                  |
| Charlton McCallum Safaris        | 325.01           |
| <b>Total Income (US\$)</b>       | <b>56531.50</b>  |

### Expenses

#### 1. Wages, Rewards, Rations

|                     | Scouts       | Mngmt         | Rations      | Rewards      | Fish Poach   | Total         |
|---------------------|--------------|---------------|--------------|--------------|--------------|---------------|
| January             | 1,100        | 1,605         | 770          | 784          | 250          | 4,509         |
| February            | 1,100        | 1,605         | 770          | 150          | 250          | 3,875         |
| March               | 1,100        | 1,605         | 770          | 19           | 250          | 3,744         |
| April               | 1,100        | 1,605         | 770          | 133          | 250          | 3,858         |
| May                 | 1,100        | 1,905         | 910          | 9            | 250          | 4,174         |
| June                | 1,100        | 1,905         | 910          | 118          | 250          | 4,283         |
| July                | 1,100        | 1,905         | 910          | 439          | 250          | 4,604         |
| August              | 1,100        | 1,905         | 910          | 48           | 250          | 4,213         |
| <b>Total (US\$)</b> | <b>4,400</b> | <b>14,040</b> | <b>6,720</b> | <b>1,700</b> | <b>2,200</b> | <b>33,260</b> |

#### 2. Equipment Expenses 2017

|                                    |               |
|------------------------------------|---------------|
| Grease Junkey repairs to AAX9832   | 5,000         |
| Burj Auto spares for ABX7074       | 1,267         |
| MM Auto spares & labor for AAX7074 | 2,574         |
| LG Harrison Aimguard Shotguns x 6  | 3,450         |
| Uniforms                           | 2,684         |
| <b>Total (US\$)</b>                | <b>14,975</b> |

#### 4. Vehicles (2)

|                                |       |              |
|--------------------------------|-------|--------------|
| AAX 9832 [9013km x \$0.5 x km] | 4,506 | Total        |
| ABX 7074 [7581km x \$0.5 x km] | 3,791 |              |
| <b>Total (US\$)</b>            |       | <b>8,297</b> |

|                       |        |        |
|-----------------------|--------|--------|
| Total expenses (US\$) |        | 56,532 |
| Total Income (US\$)   | 56,532 |        |

Shortfall (US\$)

0.00